

SLIDING SASH SOLUTIONS®

COMMERCIAL

For all your sash window requirements





About us

Your project in safe hands

Sliding Sash Solutions, established in 1999 are experts in the sympathetic refurbishment and upgrading of traditional boxed framed double hung sliding sash windows together with all other period timber windows and doors.

From initial and on going advice through to completion we have the knowledge and experience to ensure all of your period window requirements are dealt with effectively by us.

With many years of experience working within the commercial sector, we are well equipped to deal with all aspects of this sometimes challenging environment.

We are familiar with working closely with architects, builders, interior designers, specifiers and local conservation officers.

By getting us involved early on in a project we can carry out a detailed survey followed by a report and schedule for the works.

Whether its two windows or two hundred windows, Sliding Sash Solutions can take care of all your period window and door requirements.

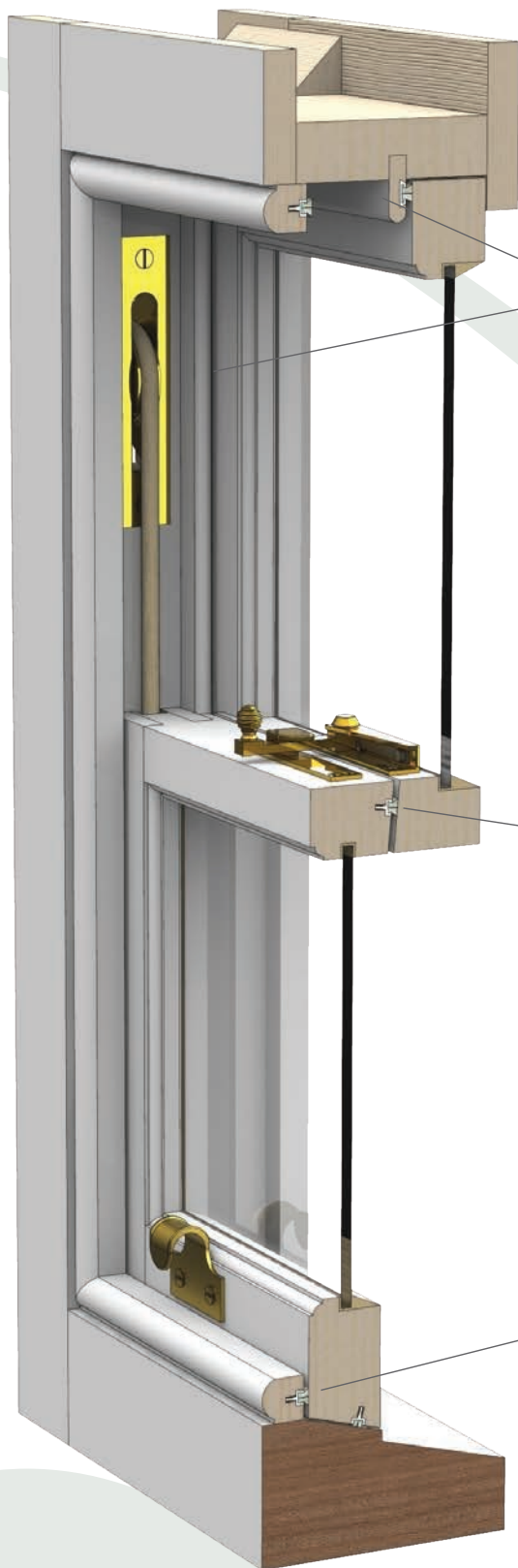
Our brush pile system

Providing draught proofing, reduced energy consumption and increased comfort levels are but a few of the benefits of installing our design registered Solutions Brush Pile System™

The Solutions Brush Pile System™ is unique to us; we manufacture all of our specialist parting beads and staff beads in house at our workshop. We do not use plastic parting beads or double sided tape extrusions.

The installation of the Solutions Brush Pile System™ into existing sliding sash windows.

Providing: Expertly repaired and serviced windows • Up to 98% draught proofed • Significantly reduced energy consumption
Easy sliding action with no rattles • Increased comfort levels • Up to 50% exterior noise reduction
Optional ironmongery and security locks in various finishes • ECO friendly solution with very little waste disposal



The Solutions parting bead is available in different sizes to match the original, pre routed with our dovetail plastic pile carrier ready to receive the appropriate size brush pile.

The Solutions T Groove is routed into the mid rail and bottom rail to receive our 'T' plastic followed by the appropriate size brush pile.

The Solutions staff bead is fitted internally and is available in different sizes to match the original, pre routed with our 'T' plastic pile carrier ready to receive the appropriate size brush pile.

Our brush piles are 100% polypropylene with a central weatherfin to facilitate easy sliding action. Our brush piles are silicon treated and UV protected. Each strand of pile is independent of each other enabling our brushes to follow an uneven surface, i.e. The rails of period windows and doors.

Sliding Sash Solutions do not use double sided taped extrusions to carry our brush piles as they do not stand the test of time. We do not use plastic parting beads as they can have an enormous affect on the appearance of traditional period windows.

All of the products contained in the Solutions Brush Pile System™ are our own proud designed registered products which are exclusive to Sliding Sash Solutions and are not retailed.



The Procedure

- Each sash window is carefully dismantled and existing staff beads, parting beads and sash cords are carefully removed and discarded.
- Both top and bottom sashes are eased and adjusted as necessary and glazing bars/mid-rails are realigned.
- The Solutions Hidden Brush Pile System is installed to the new staff and parting bead and the mid and bottom rails of the bottom sash.
- Sash cords are replaced with traditional style waxed cotton cord with a polyester core for extra strength.
- Sashes are re-weighted/rebalanced as necessary.
- Existing ironmongery is re-aligned (if in good working condition), or replaced if required with high quality period style ironmongery available in several different finishes.

Other Services

Repairs – Conservation

It is very rare for an original sash window to be beyond repair. They are manufactured from fifteen separate elements, all of which we can repair or replace to match the original.

From sill replacements and spliced repairs to resin repairs using our two part epoxy repair compound. We have all the solutions to preserve original period windows. We use Accoya™ for all softwood repair work due to its incredible stability and longevity, ideal for jointing to original timber.

If sashes are rotten and beyond repair, we can manufacture and install replacement sashes to match the existing and work to a tolerance of 1mm – 2mm.

Glazing Options

If replacement glazing is required, we offer a comprehensive range of options to suit your needs; standard 4mm annealed, laminated security glass, acoustic glass, toughened safety glass, obscured, traditional etched, recycled period glass, leaded lights and modern double glazed, softcoat gas filled double glazed units.

Casement Windows and Exterior Doors

We predominantly work on sliding sash windows but our unique hidden brush pile system and overhaul service will achieve similar benefits in timber casement windows and exterior doors.

Painting

Although we do not directly involve ourselves in the redecorating process, we will advise, assist and work closely with those appointed to help achieve the best results.

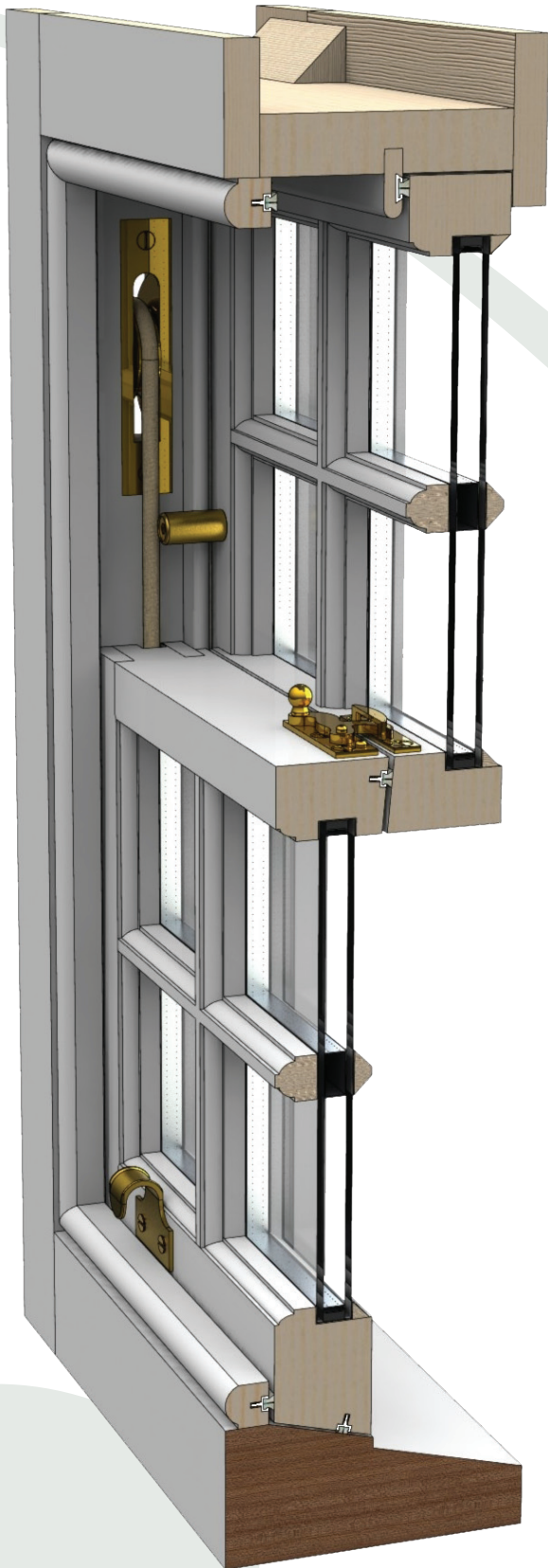
We can also carry out the work in two phases to facilitate an easier redecoration process.

Any timber that we introduce or expose as part of our renovation services will be primed and undercoated and where ever possible this is carried out prior to installation.




Replica and Sympathetic Replacements, Period by Design.

Sliding Sash Solutions recognise the increased thermal performance of gas filled double glazed units and as a result we have perfected our own design of replica double hung boxed framed sliding sash windows.



All of our windows are bespoke. We can replicate original section sizes, mouldings, horn details and slim period glazing bars.

Our windows are constructed in the traditional way with a pulley and weight system; they come equipped with the Solutions Brush Pile System™ and traditional replica ironmongery.



Simulated divided lights to match visually, original glazing bars. No thermal breaks around the perimeter of the glazing bars. Discreet double glazing with white back to back spacer bars, period mouldings and outer beads to match angled putty lines.

Sliding Sash Solutions preferred method of double glazing is with the use of simulated divided lights to achieve a more period appearance, greater longevity and less thermal breaks around the perimeter of the sashes.

We can also manufacture windows with Individual glazed lights using slim units if specified.



Health and Safety

At Sliding Sash Solutions we take Health and Safety very seriously. All of our employees carry cscs cards and are fully trained in all aspects of the work that we do.

We are equipped with risk assessments for all of our tasks and provide method statements individual to each project.

Our Offices

We have offices which can cover most of the South of England and an office in Monmouthshire, Wales.

Guarantee

We offer a five year guarantee, to cover the Solutions Brush pile System, and any associated repairs.

Our Installers

Sliding Sash Solutions employ carpenters who are fully trained in house by us and to our high standards.

We do not use sub contractors.

All employees are crb checked as part of their employment with us.

All of our installers are highly skilled craftsmen experienced in refurbishing sash windows of all periods, shapes and sizes and in all states of repair. So you can rest assured that your project is in safe hands.

SLIDING SASH SOLUTIONS®

ENGLAND AND WALES

Telephone 0800 731 5905

info@slidingsashsolutions.co.uk
www.slidingsashsolutions.co.uk